






### BLUE WATER CAMPGROUND LIGHTING STANDARDS

<p><b>SAFARI TENT AREAS</b> ONE AT EACH CAMP SITE</p>  <p>SHOWN ON PLANS AS "PL"</p>	<p><b>BATHHOUSE AREAS</b> ONE AT EACH CAMP SITE</p>  <p>SHOWN ON PLANS AS "SLSA"</p>	<p><b>ROADWAY</b> +/- 100' ON CENTER</p>  <p>SHOWN ON PLANS AS "SLR"</p>	<p><b>BUILDING ENTRY &amp; EGRESS</b></p>  <p>SHOWN ON PLANS AS "WP"</p>	<p><b>BRIDGE &amp; BOARDWALK INTEGRATED RAIL LIGHTING</b></p> 
---	---	---	---	---

<p><b>PROGRESS Exton</b></p> <ul style="list-style-type: none"> <li>• 8' Height</li> <li>• Amber LED Light</li> </ul>	<p><b>KIM LIGHTING Bounce</b></p> <ul style="list-style-type: none"> <li>• 12' Height</li> <li>• Amber LED Light</li> </ul>	<p><b>AAL Providence</b></p> <ul style="list-style-type: none"> <li>• 12' Height Pole</li> <li>• Full Cutoff</li> <li>• LED</li> </ul>	<p><b>HUBBELL TRP2 GroPak</b></p> <ul style="list-style-type: none"> <li>• 10' Height Mounting</li> <li>• Full Cutoff</li> <li>• LED</li> </ul>	<p><b>VENUS Tapelight</b></p> <ul style="list-style-type: none"> <li>• Recessed Under Rail</li> <li>• No Visible Light Source</li> </ul>
---	---	--	---	--

**Luminaire Schedule**  
Scene: No ADTL Bol

Qty	Label	Watts	Arrangement	LLF	Description
405	A	2.94	SINGLE	0.900	LED Linear VarioLED Flex VENUS TC-30-W930-494-IP67
50	PS	11.2	Single	1.052	Progress P540097-031 / Maxlite E11A19NCV50 Bulb / 8ft Pole
108	SL2S	34.1	SINGLE	0.900	AAL PROV2-36L-295-3K7-2-HS / 12' Pole
8	SL4S	34.1	SINGLE	0.900	PROV2-36L-295-3K7-4W-HS
19	SL5	34.1	SINGLE	0.900	AAL PROV2-36L-295-3K7-5W / 12' Pole
10	SLSA	47.67	Single	0.900	Kim BNS2-36L-400-3K7-5QM-UNV-x-x-x-x-12-x / 12' Pole
8	WP	27.9	SINGLE	0.900	Hubbell TRP2-24L-30-3K7-4 / MTD 10' AFG

